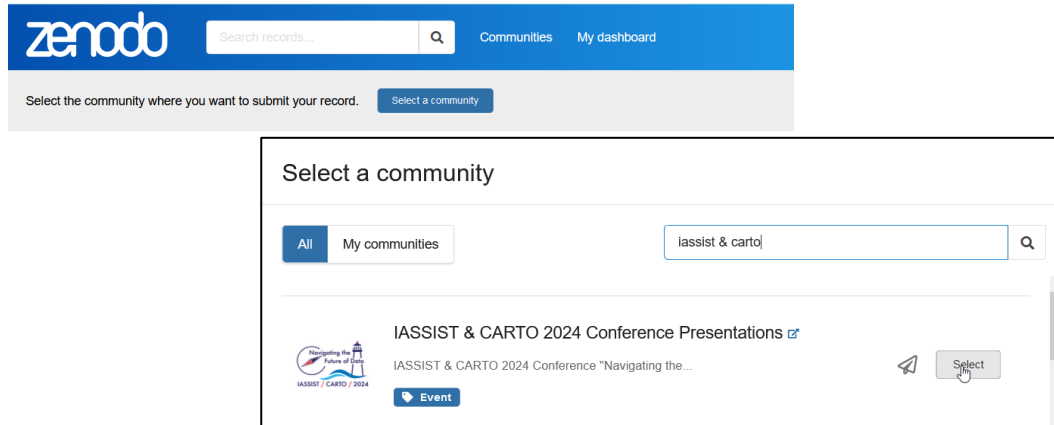


METADATA RECOMMENDATIONS FOR PRESENTATION UPLOADS

IASSIST & CARTO 2024 ZENODO

Login to Zenodo and upload your presentation file(s) using **Select a community popup**.

Search and select "IASSIST & CARTO 2024 Conference Presentations". Upload file(s).



Enter basic information.

Basic information

Digital Object Identifier *
Do you already have a DOI for this upload? Yes No

10.5281/zenodo.10897312

Reserve a DOI by pressing the button (so it can be included in files prior to upload). The DOI is registered when your upload is published.

Resource type *
Presentation

Title *

Publication date *
2024-03-30

In case your upload was already published elsewhere, please use the date of the first publication. Format: YYYY-MM-DD, YYYY-MM, or YYYY. For intervals use DATE/DATE, e.g. 1939/1945.

Creators *

Description
Paragraph

Choose if you already have a DOI. If not, assign one by selecting no.

Select resource type: In most cases this is either "presentation" or "poster".

Title as it appears in the programme.

Date of you presentation at IASSIST & CARTO 2024

Use Add creator popup to add at least the primary author & affiliation. Use identifier selectors, if possible.

Add description. Suggestion: Use you conference abstract.

Select the license that corresponds to what is expressed in your presentation. The preferred license is CC BY or CC0, but any valid license will do. CC BY 4.0 is selected by default.

 Licenses

 **Creative Commons Attribution 4.0 International**

The Creative Commons Attribution license allows re-distribution and re-use of a licensed work on the condition that the creator is appropriately credited. [Read more](#)

Edit

Remove




Add standard



Add custom

Under **Recommend information** feel free to add contributors, keywords, or languages.

Add conference data (important!)

Conference 


Title **Acronym**

Place **Dates**

e.g. 21-22 November 20;

Location where the conference took place.

Website

 **Session ID: Use ID only: e.g. A1 or D4.**
For other sessions use "Posters", "Lightning talks", "Workshops."

Session **Part**

Session within the conference. Part within the session.

Finally, select **Publish to community** (upper right corner) and agree that the community curators may edit the metadata.